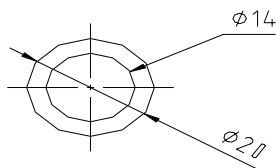
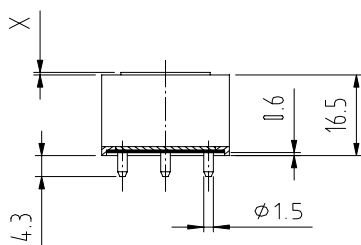
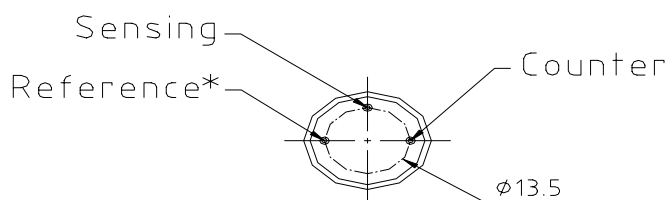


Mechanical Dimensions – CTL4 Classic adaptation



Tolerance: ± 0.15

All dimensions in mm

Material: ABS plastics or PPO; gold plated pins

*** Note:**

Please note, that the reference electrode is not in use at all 2-electrode SensoriC sensor versions. Part number and further technical details are available at our Technical Support Department at tech@sensoric.de.